

Instructions for the Train Ride board game

A game for two or more players.

What you need:

A dice

A counter for each player

Two sets of the Train Ride board game cards

The two sections of the Train Ride board game track printed and stuck onto card or taped together.




To play the game:

Each player throws the dice, player with the highest number starts.

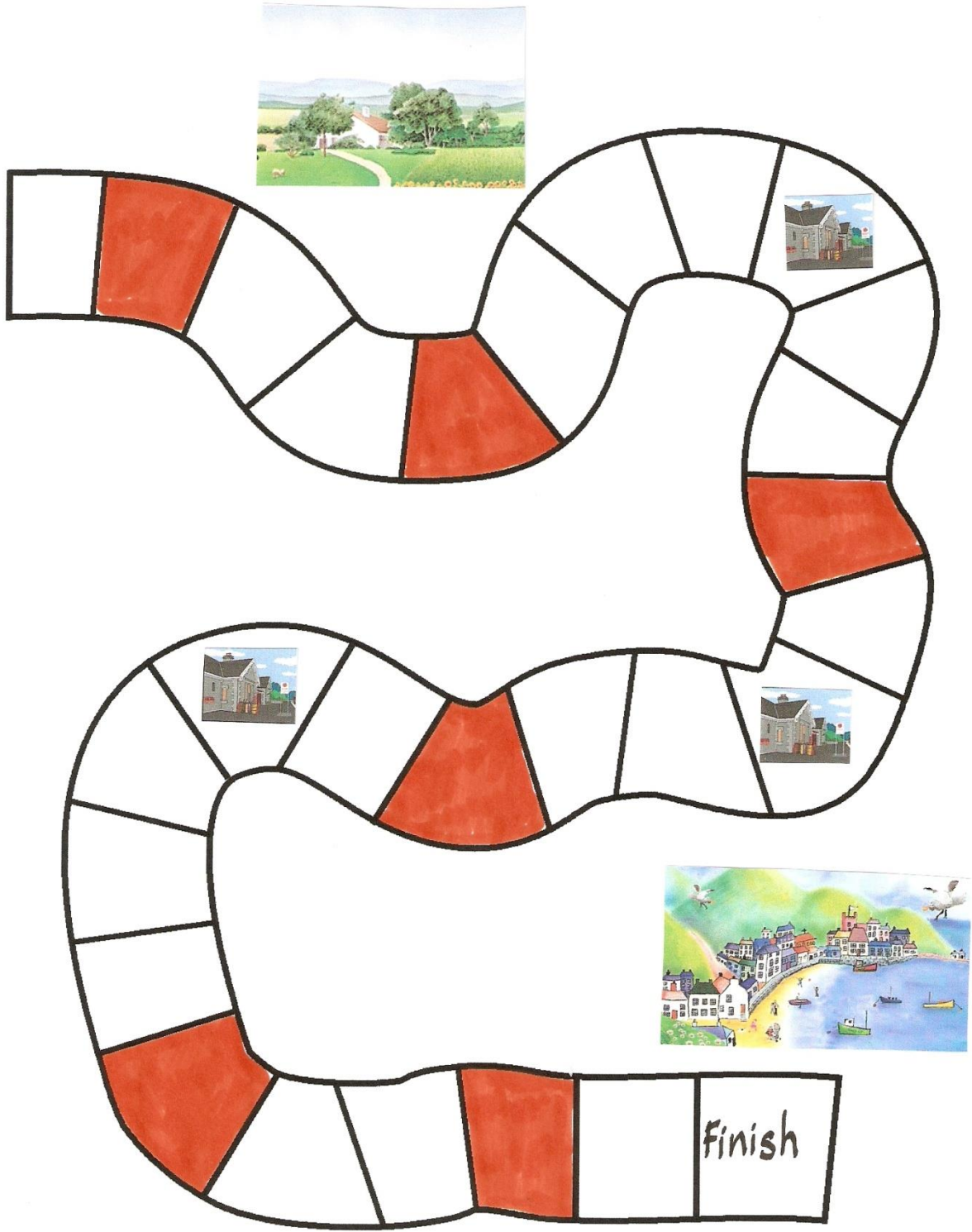
Players take turns throwing the dice. If they land on a coloured square they pick up a card. Read the card together. After reading the card follow the instructions on it and return it to the bottom of the pile of cards

If a player land on a station square they miss a turn.

The player who reaches the seaside first wins.



Start



A shiny red tractor



Move on 1 square

A mare and her foal



Move on 2 squares

A sheep running off



Move on 1 square

A cow lying down



Move on 2 squares

A gaggle of geese




Have another go

A giant balloon



Have another go

A ticket collector



Move on 1 square

A lighthouse



Move on 2 squares