







How to make playdough



Ingredients

- 1 cup of flour 
- 1 cup of water 
- ½ cup of salt 
- 1 tablespoon (15mls) oil 
- 2 teaspoons (10mls) cream of tartar 
- A few drops of food colouring 


1. Mix everything together in a saucepan.



2. Stir over a medium heat until it has turned into dough.



3. Leave to cool.



4. Keep it in a plastic bag in the fridge.

